

C-CAT 48




Designed by French architect François Perus the C-Cat 48 is offered in various galley-up layouts including a 3-cabin and 2-bathroom club version with option to modify the port forward cabin as an office or with upper/lower berths, or custom layout to your preference. The deck design consists of dual aft helms with all sail controls led to a very comfortable cockpit for safe and easy sail management and C-daggerboards for added lift.

Hull construction consists of white gelcoat, Gurit® Corecell™ M SAN Polymer marine foam core. Unique is the bridgedeck and both hulls are laminated in one-shot eliminating any junctures for a stronger, harmonious, and lighter hull using resin-infused epoxy and post cured. Primary bulkheads are carbon fiber (total of 5) as are the carbon fiber C-daggerboards. All through hulls below and above the waterline are installed in a solid laminate preventing migration of water into the core.

Deck construction is full carbon fiber laminate consisting of white gelcoat w/diamond non-skid, Gurit® Corecell™ M SAN polymer marine foam core. As with the hull lamination, the deck, cockpit, and coach roof are laminated in one-shot using resin-infused epoxy and post cured. Additional carbon fiber components include the mast, longeron/bow sprit and davits. All deck hardware installed in a solid laminate preventing migrations of water into the core. The deck to hull is bonded using fiberglass and resin creating a monolithic shell for added stiffness. Handmade Yachting Technology at its best . . . ***“Built For Sailors by Sailors”***

Handmade Yachting Technology





TECHNICAL SPECIFICATIONS		
Length on Deck (x-bowsprit)	14.99 m	49.18 ft
Length on Waterline	14.99 m	49.18 ft
Maximum Beam Overall	7.30 m	23.95 ft
Hull Beam At Waterline	1.30 m	4.26 ft
Light Displacement	9.7 t	21,384 lb
Total Displacement	13 t	28,660 lb
Draft w/Daggerboards Up	1.30 m	4.26 ft
Draft w/Daggerboards Down	2.90 m	9.51 ft
Mast Length @ Deck	19.30 m	63.30 ft
Mast Length @ Waterline	21.30 m	69.88 ft
Sail Area:		
Mainsail	82.40 m ²	887 ft ²
Jib	34 m ²	366 ft ²
Genoa	52 m ²	538 ft ²
Code 0	95 m ²	1,023 ft ²
Gennaker	160 m ²	1,722 ft ²
Fuel Capacity	2x 270 lt	2x 71 gal
Water Capacity	1x 300 lt	1x 79 gal
Black Water Capacity	1x 45 lt	1x 12 gal
Diesel Engines w/Saildrives		Yanmar 4JH45 w/SD60
Naval Architect		YDC - Francois Perus
Builder		Comar Yachts
Classification		CE 8 Persons



STANDARD INVENTORY

Price: “Club Version” Layout

€1,107,000 x-factory

CONSTRUCTION:

Hulls:

- ❖ White Gelcoat (colors optional)
- ❖ Gurit® Corecell™ M SAN Polymer Marine Foam Core
- ❖ Unidirectional & Multidirectional E-Glass Fiber Inner/Outer Skin
- ❖ Resin Infused Matrix of Epoxy/Vinylester
- ❖ Carbon Fiber Primary & Secondary Bulkheads
- ❖ Hulls & Bridgedeck Laminated in One Shot to Eliminate Junctions & Secondary Laminations Creating a Uniform Harmonious Shell and Less Weight
- ❖ All Bulkheads Fully Laminated to Hulls & Deck

Carbon Fiber Deck:

- ❖ White Gelcoat w/Molded Diamond Non-Skid
- ❖ Gurit® Corecell™ M SAN Polymer Marine Foam Core
- ❖ Resin Infused Matrix of Epoxy/Vinylester
- ❖ Laminated in One Shot to Eliminate Junctions & Secondary Laminations Creating a Uniform Harmonious Deck and Less Weight
- ❖ Deck to Hull Junction Epoxy Laminated Creating a dry and strong Monolithic Shell
- ❖ Carbon Fiber Forward Crossbeam & A-Frame Spreader
- ❖ Carbon Fiber 1-Piece Longeron/Bowsprit
- ❖ Carbon Fiber C-Shaped Daggerboards & Daggerboard Casings
- ❖ Carbon Fiber Tender Davits

MECHANICAL:

- ❖ 2x Yanmar 4JH45 4-Cylinder 45 hp Engines w/Yanmar SD60 Saildrives
- ❖ 2x Flex-O-Fold 3-Blade Folding Props
- ❖ 2x 12V / 2x 24V Alternators
- ❖ 2x 24V Mastervolt Alternators 1 including in base price
- ❖ 2x Engine Blowers

- ❖ 2x 80Ah Engine Batteries
- ❖ 2x 270 lt (2x 71 gal) Polypropylene Diesel Tanks
- ❖ 2x Fuel/Water Separators
- ❖ 2x Wet Exhaust Mufflers
- ❖ Engine Room Sound Insulation
- ❖ Mechanical Dual Steering System w/Composite Helms & Stainless Rudder Shafts

ELECTRICAL SYSTEM:

- ❖ 12VDC/24VDC/110VAC 60Hz System
- ❖ Electrical Distribution Panel w/Circuit Protection, Volt & Amp Meters, Fuel/Water Gauges
- ❖ Shore power + Mastervolt CombiMaster 24/3000-60 Charger/Inverter
- ❖ Mastervolt Master Bus Display
- ❖ 2x 24VDC (4x 120Ah) AGM House Batteries
- ❖ Engine Battery Parallel Switch
- ❖ LED Interior Lights
- ❖ LED Navigation Lights (deck level and tri-color masthead)
- ❖ 2x 12VDC Interior Outlets
- ❖ 6x 110VAC Interior Outlets

PLUMBING SYSTEM:

- ❖ 1x 300lt (79 gal) Polypropylene Fresh Water Tank
- ❖ 1x 45 lt (12 gal) Polypropylene Black Water Tank (owner's bathroom)
- ❖ 1x 24VDC Pressure Water @ Galley, Bathrooms, Transom Shower
- ❖ 4x 24VDC Bilge Pumps w/Manual Override @ Electrical Panel (2 per hull)
- ❖ 2x Manual Bilge Pumps Located in Cockpit (1 per hull)

DECK EQUIPMENT:

- ❖ Forward Chain & Windlass Deck Locker Near Mast Base
- ❖ 1500W Windlass 25Kg Delta Anchor w/70m 10mm Galvanized Chain
- ❖ Forward Deck Locker Near Mast Base (water tank & storage)
- ❖ Forward Deck Storage Locker Near Mast Base (optional genset, water maker, etc.)
- ❖ Port & Starboard Forepeak Lockers w/Access via Deck Hatch
- ❖ 6x Stainless Mooring Cleats
- ❖ 2x Stainless Mooring Cleats for Tender
- ❖ Nylon Trampoline
- ❖ 2x Stainless Bow Pulpits w/Seats
- ❖ 2x Stainless Stern Pushpits


- ❖ 2x Stainless Daggerboard Rails
- ❖ Carbon Forward Crossbeam & A-Frame Spreader w/Anchor Roller
- ❖ 6x Stainless Stanchions
- ❖ Integrated Fiberglass Toerail
- ❖ Plexiglass Salon Windows
- ❖ Plexiglass Cockpit Sliding Door to Salon
- ❖ Plexiglass Galley Sliding Window
- ❖ Hard Top Bimini w/LED Lights
- ❖ “L” Shaped Bench Seating to Starboard w/Storage Below
- ❖ Straight Bench Seating to Port w/Storage Below
- ❖ 2x Aft Cockpit Sole Storage Lockers (1 port / 1 starboard)
- ❖ Fixed Fiberglass Cockpit Table
- ❖ 2x Aft Helm Stations w/Composite Steering Wheels & Electronic Consoles
- ❖ Dedicated Gas Bottle Compartment
- ❖ 2x Carbon Fiber Tender Davits
- ❖ Port Transom Stainless Swim Ladder w/Shower
- ❖ Emergency Tiller

SAILS & RIGGING:

- ❖ Painted Carbon Fiber Mast
- ❖ Painted Aluminum Boom w/Trellis
- ❖ Stainless Dyform Wire Shrouds w/2 Set of Spreaders
- ❖ Stainless Rod Headstay
- ❖ Dyform Wire Martingale
- ❖ 1x Harken 50.2 STAE Mainsail Utility Winch (halyard/topping lift/2x single line reefs)
- ❖ 2x Harken 50.2 STA Radial Mainsail Winches
- ❖ Dual 3:1 Mainsheet Bridle w/2x Rope Clutches or Harken Traveler
- ❖ 2x Harken 60.2 STA Radial Winch Primary Winches (headsails)
- ❖ 1x Harken 50.2 STA Headsail Halyard Winch (on mast)
- ❖ Harken Self-Tacking Jib T-Track
- ❖ Harken Genoa T-Tracks/Fairlead Blocks on Coachroof
- ❖ 14x Rope Clutches
- ❖ 2x Deck Organizers
- ❖ 1x Discontinuous Jib Furler
- ❖ Harken Mainsail 2:1 Dyneema Halyard
- ❖ Dyneema Mainsail Sheet, Jib Halyard, Code 0 Halyard
- ❖ Kevlar Membrane Square Top Mainsail w/Lazy Jacks & Sail Cover
- ❖ Kevlar Membrane Genoa w/UV Sun Protection

- ❖ Masthead Windex
- ❖ 2x Winch Handles

STANDARD DECK LAYOUT



ELECTRONICS:

Chart Table

- ❖ Raymarine i70 Color MFD
- ❖ Raymarine Ray 63 VHF
- ❖ Fusion Stereo w/2x Cockpit Speakers

Port Helm Station

- ❖ Raymarine 7" Axiom GPS/Wi-Fi Color Display
- ❖ Raymarine i70 Color MFD

Starboard Helm Station

- ❖ 7" Axiom GPS/Wi-Fi Color Display
- ❖ Raymarine i70 Color MFD
- ❖ Raymarine Evolution EV-200 Linear Auto Pilot w/ Ray P70 Control Head

INTERIOR: 3-Cabin / 2-Bathroom “Club” Layout

Bridgedeck:

Galley

- ❖ U-shaped galley to starboard facing aft along cockpit bulkhead w/composite counter & wood base and multiple storage lockers below counter
- ❖ Stainless sink & hot/cold pressure water and 4-burner gas stove w/oven
- ❖ Additional galley counter space to port facing aft along cockpit bulkhead w/150 lt (40 gal) front-loading stainless fridge and 50 kt (13 gal) front-loading stainless freezer
- ❖ 2x Overhead Hatches
- ❖ LED ceiling lights

Salon

- ❖ Large L-shaped settee to port w/2x storage compartments & 1x drawer below
- ❖ Fixed salon table w/wood storage base
- ❖ LED ceiling lights
- ❖ 2x Overhead Hatches
- ❖ 2x Opening portholes in forward window

Nav Station

- ❖ Facing forward to starboard
- ❖ Chart table w/storage compartments
- ❖ Electronic Console
- ❖ AC/DC electrical panel

Starboard Owner's Hull

- ❖ Queen size bed aft w/2x drawers below
- ❖ Inboard shelf w/USB outlet
- ❖ Bench seat inboard w/lockers above
- ❖ Wardrobe lockers inboard
- ❖ LED ceiling lights
- ❖ 2x LED reading lights
- ❖ 2x Opening portholes
- ❖ 1x Overhead hatch

Midship

- ❖ Access from salon via steps & privacy door
- ❖ Inboard wardrobe lockers

- ❖ Desk outboard
- ❖ LED ceiling lights
- ❖ 1x Opening porthole outboard

Forward Bathroom

- ❖ Vanity cabinet inboard with white porcelain sink, hot & cold pressure water, large mirrored, 2x cabinets
- ❖ 24VDC Planus toilet w/fresh or salt water flush inboard & black water tank
- ❖ Separate shower stall forward with adjustable shower head, hot & cold pressure water, teak seat & grate w/24VDC shower sump pump
- ❖ 1x Overhead hatch
- ❖ 1x Opening porthole outboard
- ❖ Forward of shower stall is a closet for linen or wet locker or optional washing machine

Port Guest Hull

- ❖ Aft transvers queen berth w/side access & technical compartment below
- ❖ Bench seat w/storage
- ❖ Wardrobe locker
- ❖ LED ceiling lights
- ❖ 2x LED reading lights
- ❖ 2x Opening portholes
- ❖ 1x Overhead hatch

Midship

- ❖ Access from salon via steps

Guest Bathroom


- ❖ Midship inboard with composite vanity & sink w/hot & cold pressure water, mirror, 2x cabinets
- ❖ Manual toilet w/overboard discharge
- ❖ Separate shower stall with adjustable shower head, hot & cold pressure water, teak seat & grate w/24VDC shower sump pump
- ❖ LED ceiling lights

Forward Guest Stateroom


- ❖ Standard twin berth w/storage below
- ❖ Cabinet w/shelves on forward bulkhead
- ❖ Wardrobe lockers inboard & seat inboard
- ❖ LED ceiling lights
- ❖ LED reading lights

- ❖ 1x Porthole outboard
- ❖ 1x Deck hatch

CLUB VERSION BRIDGEDECK LAYOUT



CLUB VERSION HULL LAYOUT



Optional Layouts Available

Interior Decor:

- ❖ Bulkheads & Interiors w/Natural Oak Finish (other wood veneers optional)
- ❖ Floor Surface in Oak Finish (hulls)
- ❖ Floor Surface in Oak Laminate (bridgedeck)
- ❖ Ceilings Covered in Eco Leather Fabric
- ❖ Hull Liners Finished in Eco Leather w/PVC Book-Match Oak Wood Cabinetry
- ❖ High Density Foam Mattresses
- ❖ Upholstery of Your Choice From Our Samples (optional soft goods available)
- ❖ Cabin Blinds/ Mosquito Screens

COMMISSIONING:

- ❖ Antifouling
- ❖ Launching
- ❖ Mast Stepping
- ❖ Sea Trails
- ❖ Vinyl Boat Name & Hailing Port
- ❖ Filled Gas Cylinder
- ❖ Full Diesel Tank
- ❖ 30-Days Mooring @ Shipyard

- ❖ 2x 80Ah Engine Batteries
- ❖ 2x 270 lt (2x 71 gal) Polypropylene Diesel Tanks
- ❖ 2x Fuel/Water Separators
- ❖ 2x Wet Exhaust Mufflers
- ❖ Engine Room Sound Insulation
- ❖ Mechanical Dual Steering System w/Composite Helms & Stainless Rudder Shafts

ELECTRICAL SYSTEM:

- ❖ 12VDC/24VDC/110VAC 60Hz System
- ❖ Electrical Distribution Panel w/Circuit Protection, Volt & Amp Meters, Fuel/Water Gauges
- ❖ Shore power + Mastervolt CombiMaster 24/3000-60 Charger/Inverter
- ❖ Mastervolt Master Bus Display
- ❖ 2x 24VDC (4x 120Ah) AGM House Batteries
- ❖ Engine Battery Parallel Switch
- ❖ LED Interior Lights
- ❖ LED Navigation Lights (deck level and tri-color masthead)
- ❖ 2x 12VDC Interior Outlets
- ❖ 6x 110VAC Interior Outlets

PLUMBING SYSTEM:

- ❖ 1x 300lt (79 gal) Polypropylene Fresh Water Tank
- ❖ 1x 45 lt (12 gal) Polypropylene Black Water Tank (owner's bathroom)
- ❖ 1x 24VDC Pressure Water @ Galley, Bathrooms, Transom Shower
- ❖ 4x 24VDC Bilge Pumps w/Manual Override @ Electrical Panel (2 per hull)
- ❖ 2x Manual Bilge Pumps Located in Cockpit (1 per hull)

DECK EQUIPMENT:

- ❖ Forward Chain & Windlass Deck Locker Near Mast Base
- ❖ 1500W Windlass 25Kg Delta Anchor w/70m 10mm Galvanized Chain
- ❖ Forward Deck Locker Near Mast Base (water tank & storage)
- ❖ Forward Deck Storage Locker Near Mast Base (optional genset, water maker, etc.)
- ❖ Port & Starboard Forepeak Lockers w/Access via Deck Hatch
- ❖ 6x Stainless Mooring Cleats
- ❖ 2x Stainless Mooring Cleats for Tender
- ❖ Nylon Trampoline
- ❖ 2x Stainless Bow Pulpits w/Seats
- ❖ 2x Stainless Stern Pushpits


- ❖ 2x Stainless Daggerboard Rails
- ❖ Carbon Forward Crossbeam & A-Frame Spreader w/Anchor Roller
- ❖ 6x Stainless Stanchions
- ❖ Integrated Fiberglass Toerail
- ❖ Plexiglass Salon Windows
- ❖ Plexiglass Cockpit Sliding Door to Salon
- ❖ Plexiglass Galley Sliding Window
- ❖ Hard Top Bimini w/LED Lights
- ❖ “L” Shaped Bench Seating to Starboard w/Storage Below
- ❖ Straight Bench Seating to Port w/Storage Below
- ❖ 2x Aft Cockpit Sole Storage Lockers (1 port / 1 starboard)
- ❖ Fixed Fiberglass Cockpit Table
- ❖ 2x Aft Helm Stations w/Composite Steering Wheels & Electronic Consoles
- ❖ Dedicated Gas Bottle Compartment
- ❖ 2x Carbon Fiber Tender Davits
- ❖ Port Transom Stainless Swim Ladder w/Shower
- ❖ Emergency Tiller

SAILS & RIGGING:

- ❖ Painted Carbon Fiber Mast
- ❖ Painted Aluminum Boom w/Trellis
- ❖ Stainless Dyform Wire Shrouds w/2 Set of Spreaders
- ❖ Stainless Rod Headstay
- ❖ Dyform Wire Martingale
- ❖ 1x Harken 50.2 STAE Mainsail Utility Winch (halyard/topping lift/2x single line reefs)
- ❖ 2x Harken 50.2 STA Radial Mainsail Winches
- ❖ Dual 3:1 Mainsheet Bridle w/2x Rope Clutches or Harken Traveler
- ❖ 2x Harken 60.2 STA Radial Winch Primary Winches (headsails)
- ❖ 1x Harken 50.2 STA Headsail Halyard Winch (on mast)
- ❖ Harken Self-Tacking Jib T-Track
- ❖ Harken Genoa T-Tracks/Fairlead Blocks on Coachroof
- ❖ 14x Rope Clutches
- ❖ 2x Deck Organizers
- ❖ 1x Discontinuous Jib Furler
- ❖ Harken Mainsail 2:1 Dyneema Halyard
- ❖ Dyneema Mainsail Sheet, Jib Halyard, Code 0 Halyard
- ❖ Kevlar Membrane Square Top Mainsail w/Lazy Jacks & Sail Cover
- ❖ Kevlar Membrane Genoa w/UV Sun Protection

- ❖ Masthead Windex
- ❖ 2x Winch Handles

STANDARD DECK LAYOUT



ELECTRONICS:

Chart Table

- ❖ Raymarine i70 Color MFD
- ❖ Raymarine Ray 63 VHF
- ❖ Fusion Stereo w/2x Cockpit Speakers

Port Helm Station

- ❖ Raymarine 7" Axiom GPS/Wi-Fi Color Display
- ❖ Raymarine i70 Color MFD

Starboard Helm Station

- ❖ 7" Axiom GPS/Wi-Fi Color Display
- ❖ Raymarine i70 Color MFD
- ❖ Raymarine Evolution EV-200 Linear Auto Pilot w/ Ray P70 Control Head

INTERIOR: 3-Cabin / 2-Bathroom “Club” Layout

Bridgedeck:

Galley

- ❖ U-shaped galley to starboard facing aft along cockpit bulkhead w/composite counter & wood base and multiple storage lockers below counter
- ❖ Stainless sink & hot/cold pressure water and 4-burner gas stove w/oven
- ❖ Additional galley counter space to port facing aft along cockpit bulkhead w/150 lt (40 gal) front-loading stainless fridge and 50 kt (13 gal) front-loading stainless freezer
- ❖ 2x Overhead Hatches
- ❖ LED ceiling lights

Salon

- ❖ Large L-shaped settee to port w/2x storage compartments & 1x drawer below
- ❖ Fixed salon table w/wood storage base
- ❖ LED ceiling lights
- ❖ 2x Overhead Hatches
- ❖ 2x Opening portholes in forward window

Nav Station

- ❖ Facing forward to starboard
- ❖ Chart table w/storage compartments
- ❖ Electronic Console
- ❖ AC/DC electrical panel

Starboard Owner's Hull

- ❖ Queen size bed aft w/2x drawers below
- ❖ Inboard shelf w/USB outlet
- ❖ Bench seat inboard w/lockers above
- ❖ Wardrobe lockers inboard
- ❖ LED ceiling lights
- ❖ 2x LED reading lights
- ❖ 2x Opening portholes
- ❖ 1x Overhead hatch

Midship

- ❖ Access from salon via steps & privacy door
- ❖ Inboard wardrobe lockers

- ❖ Desk outboard
- ❖ LED ceiling lights
- ❖ 1x Opening porthole outboard

Forward Bathroom

- ❖ Vanity cabinet inboard with white porcelain sink, hot & cold pressure water, large mirrored, 2x cabinets
- ❖ 24VDC Planus toilet w/fresh or salt water flush inboard & black water tank
- ❖ Separate shower stall forward with adjustable shower head, hot & cold pressure water, teak seat & grate w/24VDC shower sump pump
- ❖ 1x Overhead hatch
- ❖ 1x Opening porthole outboard
- ❖ Forward of shower stall is a closet for linen or wet locker or optional washing machine

Port Guest Hull

- ❖ Aft transvers queen berth w/side access & technical compartment below
- ❖ Bench seat w/storage
- ❖ Wardrobe locker
- ❖ LED ceiling lights
- ❖ 2x LED reading lights
- ❖ 2x Opening portholes
- ❖ 1x Overhead hatch

Midship

- ❖ Access from salon via steps

Guest Bathroom


- ❖ Midship inboard with composite vanity & sink w/hot & cold pressure water, mirror, 2x cabinets
- ❖ Manual toilet w/overboard discharge
- ❖ Separate shower stall with adjustable shower head, hot & cold pressure water, teak seat & grate w/24VDC shower sump pump
- ❖ LED ceiling lights

Forward Guest Stateroom


- ❖ Standard twin berth w/storage below
- ❖ Cabinet w/shelves on forward bulkhead
- ❖ Wardrobe lockers inboard & seat inboard
- ❖ LED ceiling lights
- ❖ LED reading lights

- ❖ 1x Porthole outboard
- ❖ 1x Deck hatch

CLUB VERSION BRIDGEDECK LAYOUT



CLUB VERSION HULL LAYOUT



Optional Layouts Available

Interior Decor:

- ❖ Bulkheads & Interiors w/Natural Oak Finish (other wood veneers optional)
- ❖ Floor Surface in Oak Finish (hulls)
- ❖ Floor Surface in Oak Laminate (bridgedeck)
- ❖ Ceilings Covered in Eco Leather Fabric
- ❖ Hull Liners Finished in Eco Leather w/PVC Book-Match Oak Wood Cabinetry
- ❖ High Density Foam Mattresses
- ❖ Upholstery of Your Choice From Our Samples (optional soft goods available)
- ❖ Cabin Blinds/ Mosquito Screens

COMMISSIONING:

- ❖ Antifouling
- ❖ Launching
- ❖ Mast Stepping
- ❖ Sea Trails
- ❖ Vinyl Boat Name & Hailing Port
- ❖ Filled Gas Cylinder
- ❖ Full Diesel Tank
- ❖ 30-Days Mooring @ Shipyard